



100
YEARS

THE GENESIS INVITATIONAL

TICKETING GUIDE





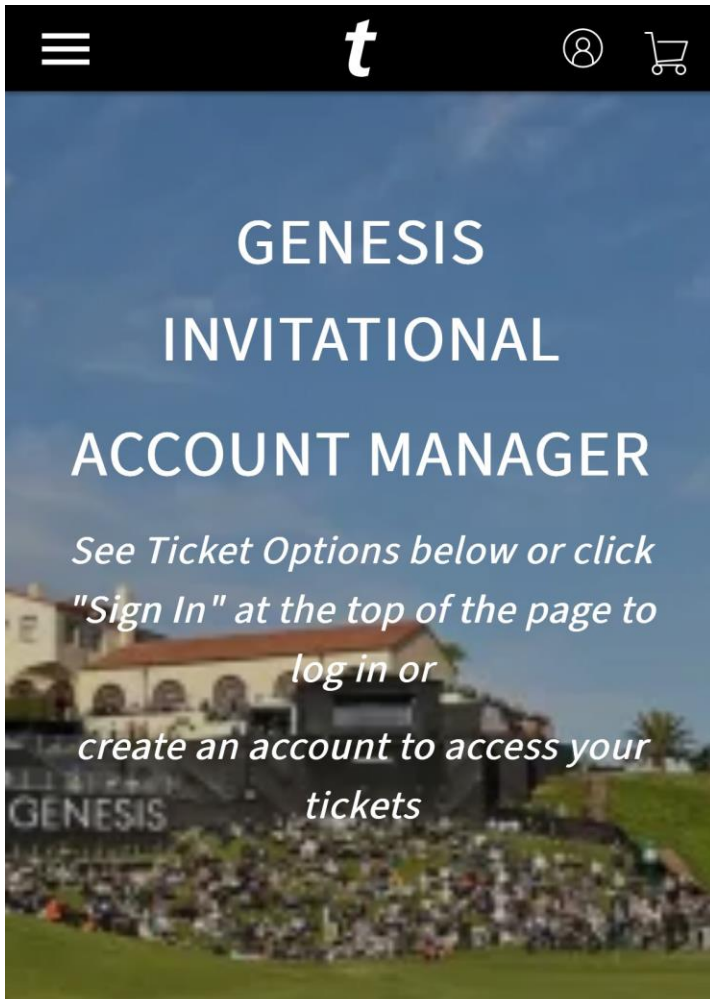
TABLE OF CONTENTS

Page 3	Logging in
Page 4-5	Managing tickets
Page 6	Saving tickets to mobile wallet
Page 7-8	Transferring tickets
Page 9	Accepting tickets
Page 10-11	Purchasing additional suite tickets



LOGGING IN

Click on the icon in the upper right corner to sign into your account



Please use the email address associated with your Genesis Invitational Account Manager.

SIGN IN OR CREATE ACCOUNT WITH THE GENESIS INVITATIONAL

Powered by *ticketmaster*

If you don't have an account you will be prompted to create one.



Important Account Update

You can now use the same email and password for both your The Genesis Invitational ticket account and your Ticketmaster account.

The Genesis Invitational ticket holder? Use your existing email to sign in and update your password if prompted.

New here? Use your Ticketmaster email and password.

[Learn more](#)

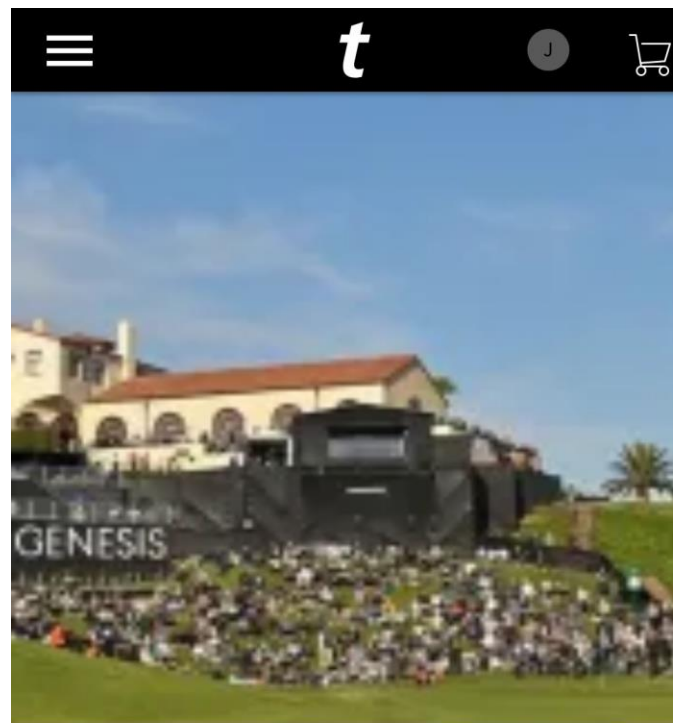
Email Address

————— TICKET OPTIONS —————



MANAGING TICKETS

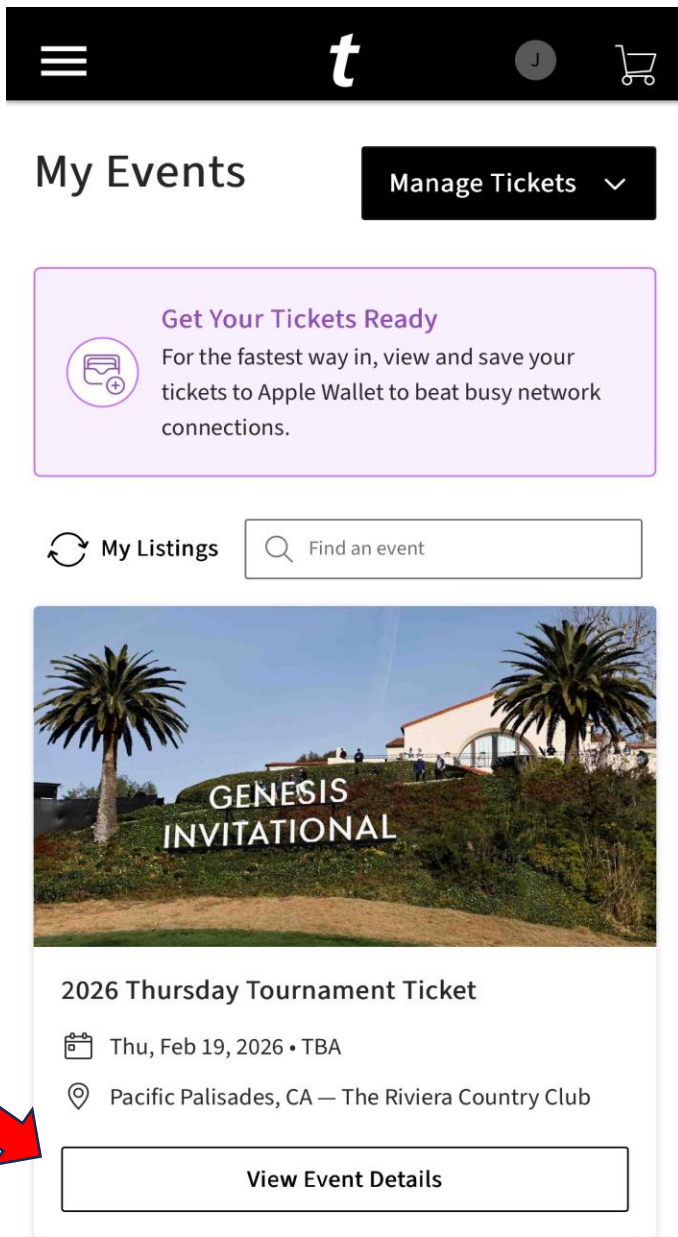
Click on “MANAGE TICKETS” to access your tickets for the event. This is where you can add tickets to your mobile wallet, transfer tickets, and purchase additional suite tickets



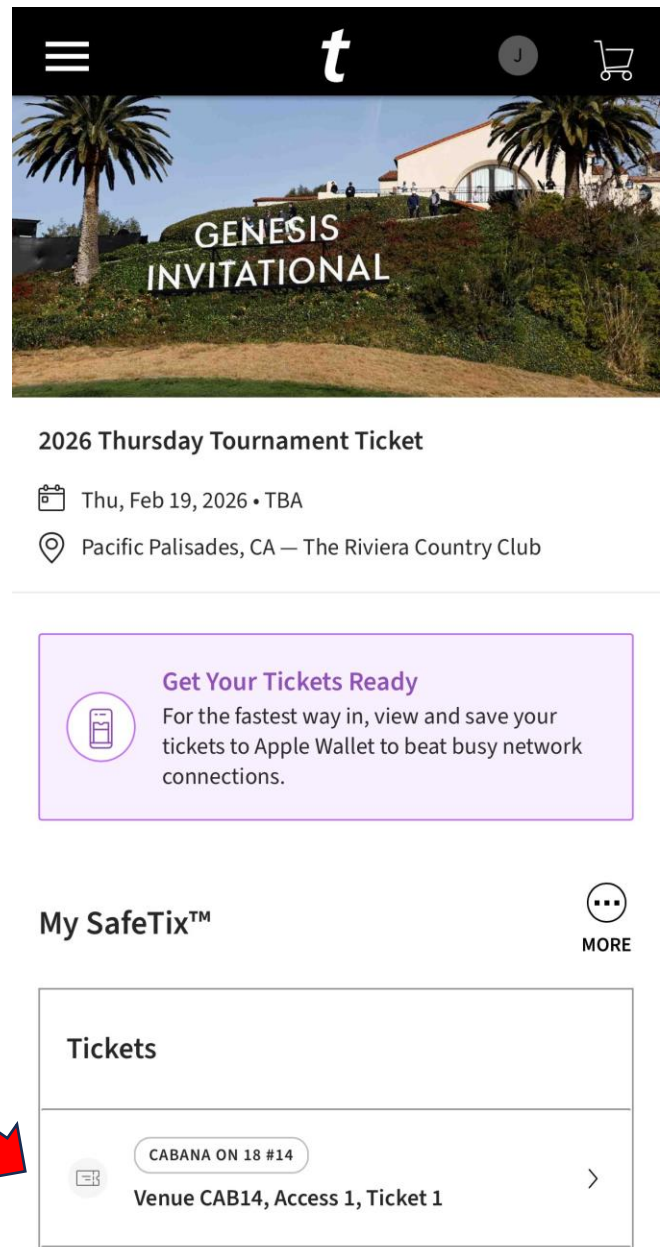
Manage Tickets

MANAGING TICKETS

Click “VIEW EVENT DETAILS” to access tickets



Select the specific ticket that you wish to manage (transfer, save to wallet)



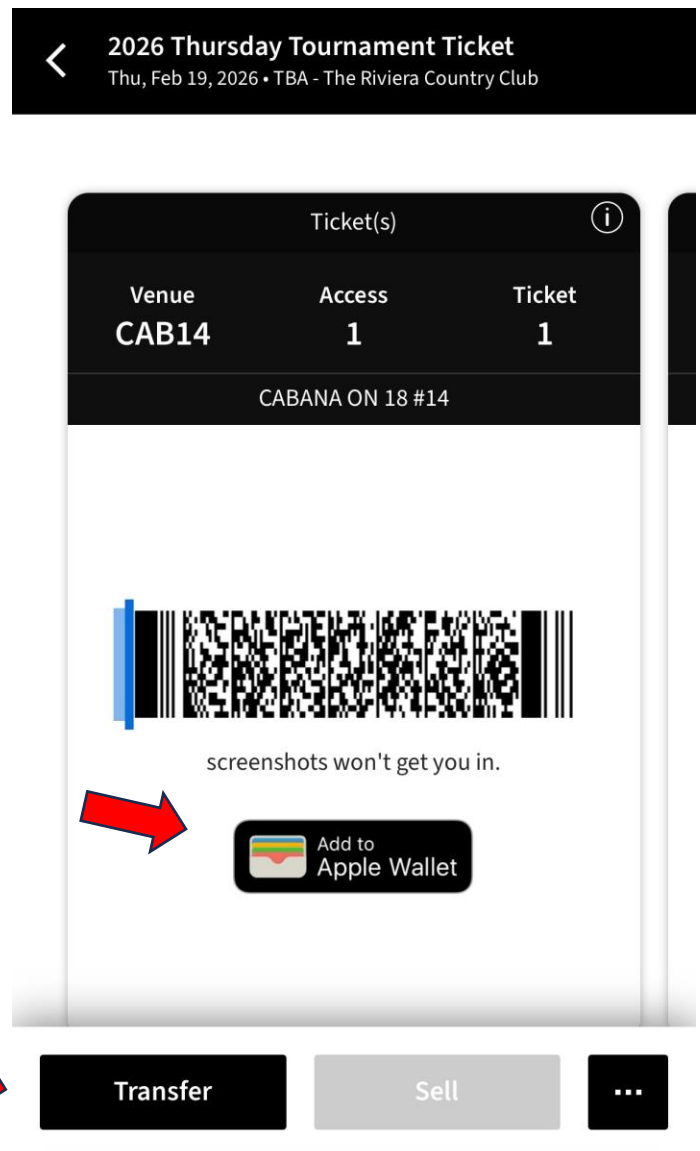


SAVING TICKETS TO MOBILE WALLET

Click “ADD TO WALLET” to add the ticket to your mobile wallet for ease of access at the admission gate.

OR

You can also transfer the tickets to another person by clicking “TRANSFER” button at bottom of screen.





TRANSFERRING TICKETS

Click “ADD NEW RECIPIENT” and enter the required information for the person you are transferring tickets to

Select the specific tickets you wish to transfer and click “CONTINUE”

TRANSFER - ADD RECIPIENTS

Or Add a New Recipient

First Name

Last Name

Transfer via:

Text Message Email Address

Phone Number

+1

i You will need to send the text

Press the 'send text' button when prompted to notify the recipient of the transfer.

Add Recipient

Cancel Next

TRANSFER - CHOOSE TICKETS

2026 Thursday Tournament Ticket

Thu, Feb 19, 2026 • TBA

Pacific Palisades, CA — The Riviera Country Club

Recipients 2. Choose Tickets 3. Review

Selected 1 TICKET for John Doe

Search for a section

- Venue CAB14 (10)
- Venue CAB14, Access 1, Ticket 1



TRANSFERRING TICKETS

Confirm the recipient and ticket, then press "TRANSFER TICKETS" to send

REVIEW AND TRANSFER

GENESIS INVITATIONAL

2026 Thursday Tournament Ticket

Thu, Feb 19, 2026 • TBA

Pacific Palisades, CA — The Riviera Country Club

Recipients Choose Tickets 3. Review

Transferring 1 ticket to 1 recipient Add a Message

1 RECIPIENT 9 / 10 TICKETS REMAINING

John Doe's Tickets
1 TICKET
Venue CAB14, Access 1, Ticket 1

Cancel Transfer Tickets



ACCEPTING TICKETS

An email/text will be sent to the recipient prompting them to “ACCEPT TICKETS”

Guests will login using the same steps listed above.

It's Time: Accept Your Tickets Now

Julian just sent you 1 The Genesis Invitational tickets.

Accept Tickets

Accept by Fri • Feb 20, 2026 • 08:00 PM

How to Accept Your Transfer

- 1 | On your smartphone, tap the Accept Tickets button above.
- 2 | Sign in with your The Genesis Invitational account, or create one, to accept your tickets. (The email and password for your The Genesis

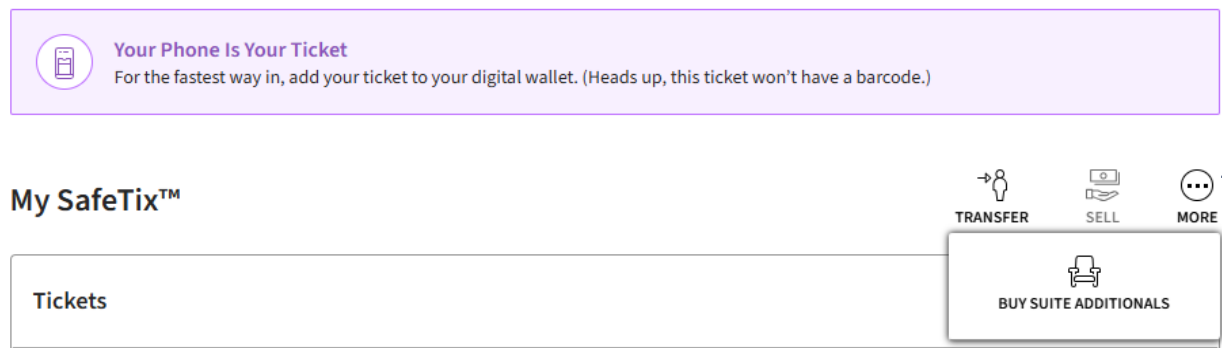
Mobile App Interface:

- Notification: You accepted 1 ticket(s). Show More
- Event Card: 2026 Thursday Tournament Ticket, Thu, Feb 19, 2026 • TBA, Pacific Palisades, CA – The Riviera Country Club
- Get Your Tickets Ready: For the fastest way in, view and save your tickets to Apple Wallet to beat busy network connections.
- My Events: Manage Tickets
- Notification: JULIAN GHOSH SENT YOU 1 TICKET(S). Accept the transfer to view ticket(s). View Details, Accept
- My Listings
- You don't have tickets to any upcoming events.

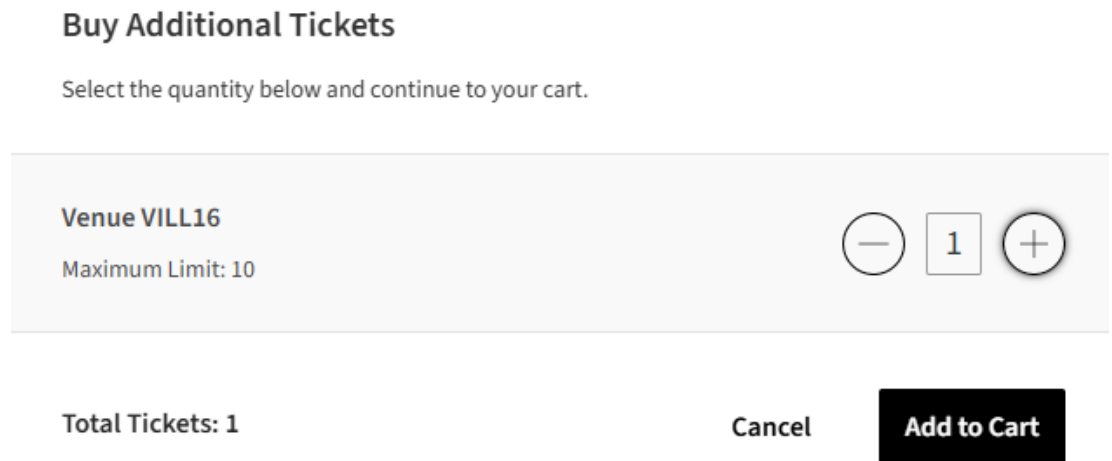


PURCHASING ADDITIONAL SUITE TICKETS

To purchase additional suite tickets, after pressing the "MANAGE TICKETS" button, press "MORE" with three dots above and select "BUY SUITE ADDITIONALS"



Then, select the quantity of additional tickets you'd like to purchase and press "add to cart"





PURCHASING ADDITIONAL SUITE TICKETS

To checkout, click the cart icon at the top right of your screen and then press continue, which will take you to a secure checkout page

